
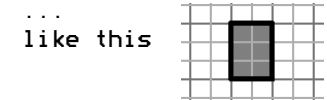


teletextart.co.uk // MAKE YOUR OWN TELETEXT PAGE



USING THESE RULES:

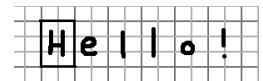
1. Colour the squares using only ONE COLOUR PER RECTANGLE



2. When you want to change colours, LEAVE ONE HORIZONTAL RECTANGLE EMPTY



3. Add text characters using ONE RECTANGLE PER LETTER like this:



4. Remember, teletext pages have a black background - don't colour that in, we will do it for you!

WHEN YOU'RE DONE, LEAVE THIS WITH US AND WE'LL DO THE REST.

OR EMAIL THIS SHEET TO danfarrimond@hotmail.com

WHY NOT TRY OUR ONLINE EDITOR? TELETEXTBLOCKPARTY.BLOGSPOT.CO.UK

Credit me as:  
e.g. your Twitter name

About me/my art: